



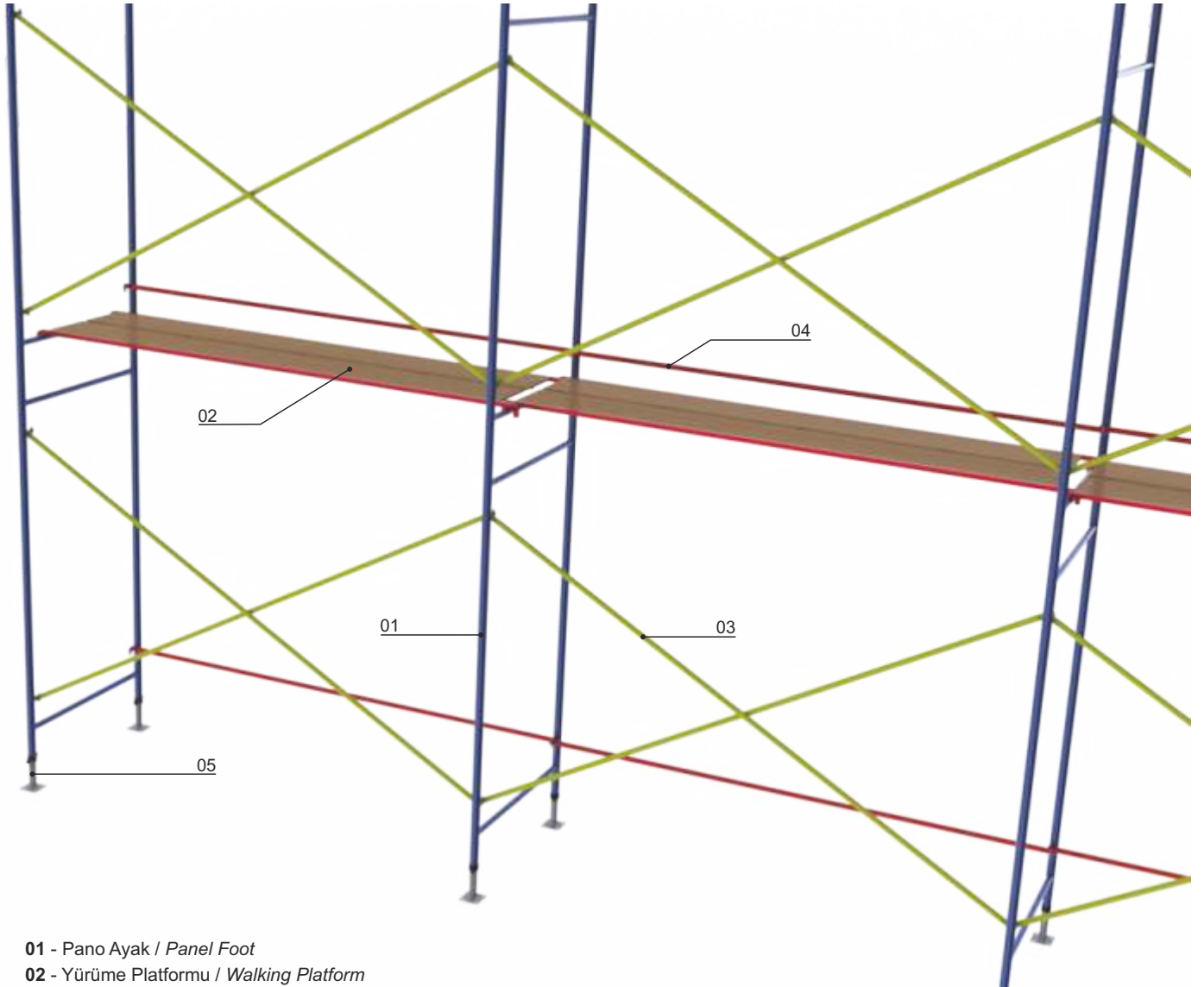


H Tipi İskele Sistemi

H Type Scaffolding System







- 01 - Pano Ayak / Panel Foot
- 02 - Yürüme Platformu / Walking Platform
- 03 - Çapraz Bağlantı / Diagonal Connection
- 04 - Yatay Bağlantı / Horizontal Connection
- 05 - Alt Ayar Mili / Base Plate

Dış cephe uygulamalarında kullanılan H iskele kurulması hızlı ve pratiktir. H ayaklar $\text{Ø}42 \times 2,5$ mm, bağlantı çubukları $\text{Ø}27 \times 2,5$ mm TSE Belgeli siyah borudan imal edilir.


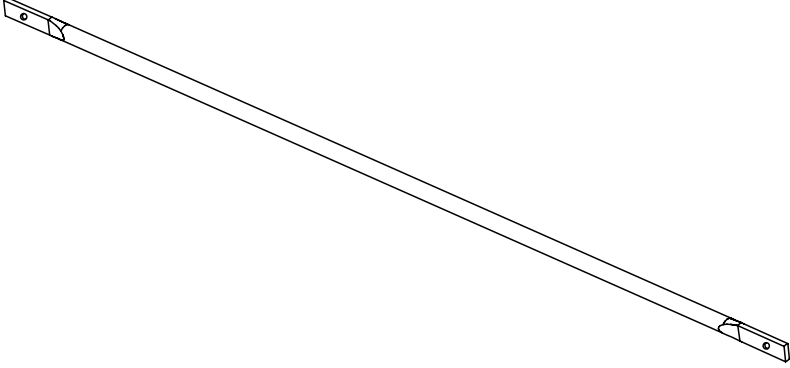

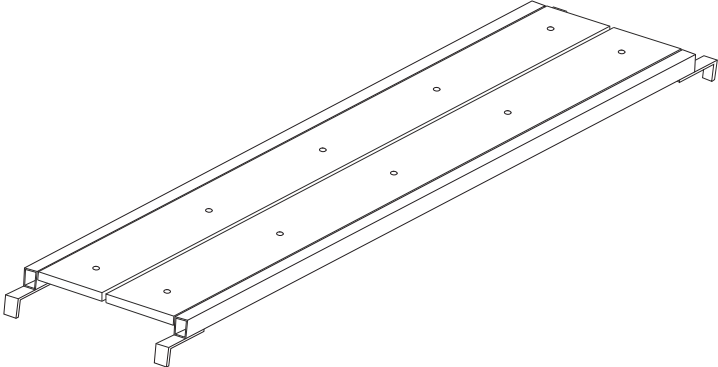
Yardımcı elemanları: alt ayar milleri tahta veya çelik kalas merdivenler ve duvar dayama aparatlarıdır.

Opsiyonel olarak farklı ölçü ve kalınlıklarda üretim yapılabilir.

H-type scaffolds used in facade applications are easy and practical to use. Materials used in the production of H-legs are TSE-certified black pipes of $\text{Ø}42 \times 2,5$ mm while connection rods are made of the same material of $\text{Ø}27 \times 2,5$ mm in size.

Auxiliary elements are: lower adjusting rods, wooden or steel board stairways and wall resting fixtures.

We can make a produce different size and thickness of the iron.

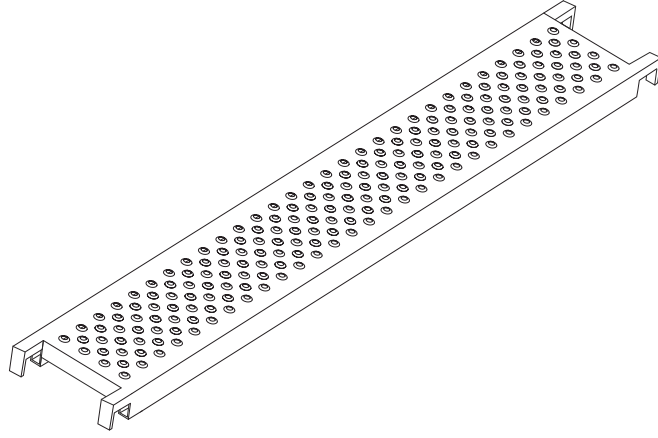
Ürün Kodu Product Code	Ağırlık Kg Weight Kg	Pano Ayak / Panel Foot
PR2001	13,10	<p>H / L 200/80</p> <p>Ø42 x 2,5mm</p> 
PR2002	03,55	<p>Çapraz Bağlantı / Diagonal Connection</p> <p>L 300</p> <p>Ø27 x 2mm</p> 
PR2003	03,00	<p>Yatay Bağlantı / Horizontal Connection</p> <p>L 250</p> <p>Ø27 x 2mm</p> 
PR0016 PR0017 PR0018 PR0019 PR0020	08,60 12,50 16,80 23,20 29,70	<p>Yürüme Platformu / Walking Platform</p> <p>L / L 44/100 44/150 44/200 44/250 44/300</p> 

Ürün Kodu
Product Code

Ağırlık Kg
Weight Kg

Metal Yürüme Platformu / Metal Walking Platform

		L / L
PR0006	07,35	32/100
PR0007	10,29	32/150
PR0008	13,55	32/200
PR0009	17,00	32/250
PR0010	19,95	32/300
PR0011	09,45	50/100
PR0012	13,95	50/150
PR0013	18,60	50/200
PR0014	23,20	50/250
PR0015	27,30	50/300



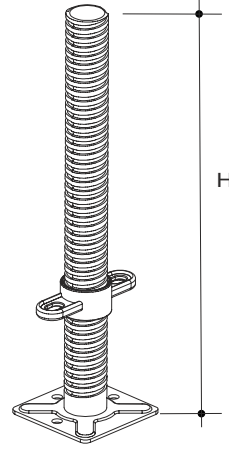
Ayarlanabilir Alt Ayar Mili / Adjustable Base Plate

		H
PR0033	02,70	50
PR0034	03,80	75
PR0035	04,80	100

Ø38 x 4mm

Güvenli kullanım için ayar elemanı min. 25cm içerde kalmalıdır.

For security, when adjusting base spindles leave min. 25 cm inside.



Ayarlı Dayama / Adjustable Wall Rest

		L
PR0032	01,15	50

